


# STAINLESS STEEL

A stainless steel tailor made solution for light to heavyweight sliding doors exposed to high levels of corrosion



For areas exposed to extreme levels of corrosive elements or where a high level of hygiene is essential, P C Henderson has developed a range of stainless steel sliding door hardware. Manufactured from high quality stainless steel and incorporating the latest polymers, this product offers a high level of performance and corrosion resistance.

Stainless Steel can be used for an array of applications including chemical factories, oil rigs, abattoirs, cold storage, food processing plants and areas exposed to salt water. Whatever the conditions, Stainless Steel will perform.

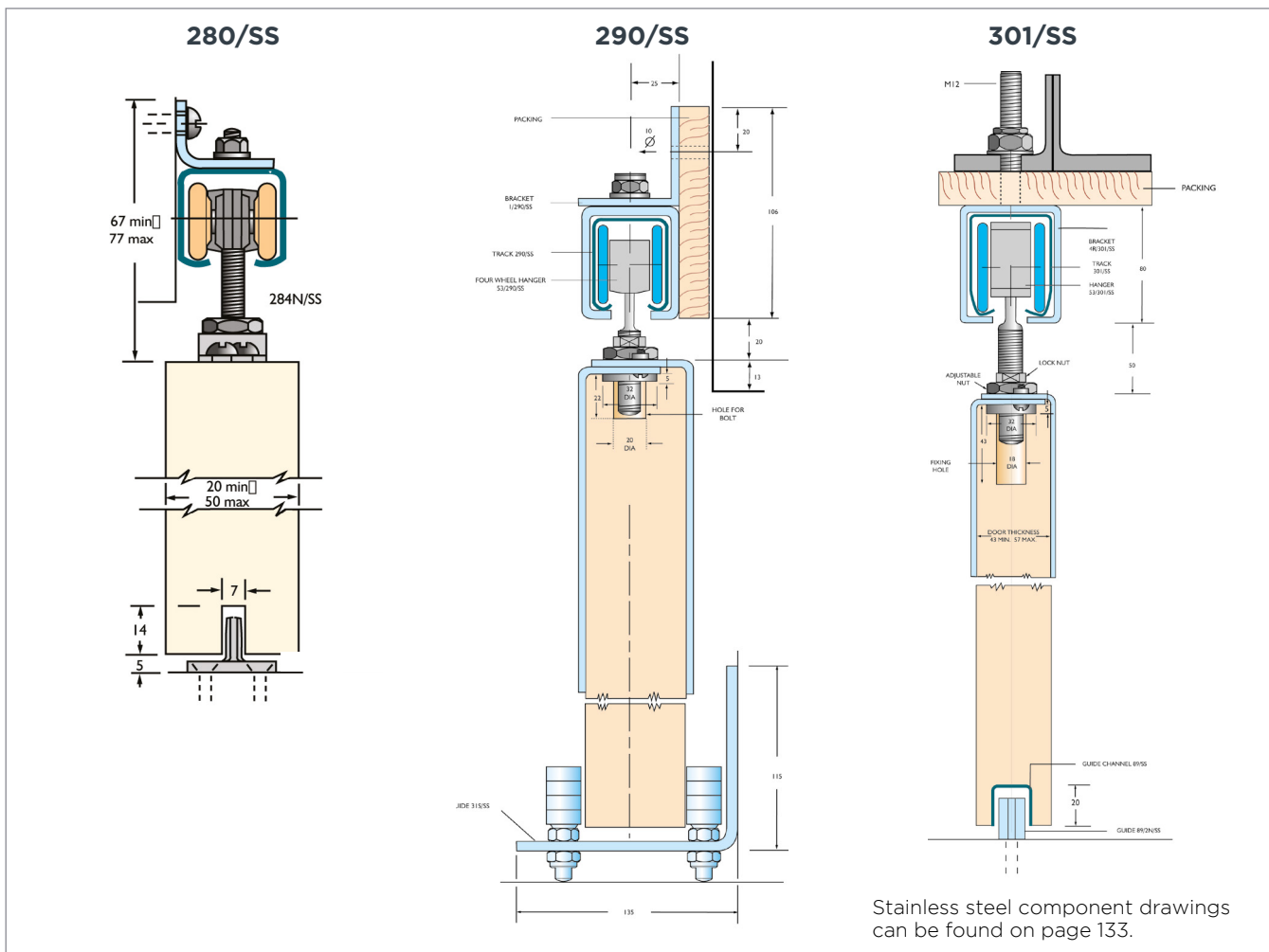
**NOTE:** Fixing plates, bolts and nuts are Grade 304 (A2) Stainless Steel. The Stainless Steel range cannot be used with P C Henderson's standard range of products.

## Product Information

Product	Door Thickness Range	Max. Door Weight
Stainless Steel 280	20 - 50mm	50kg or 100kg
Stainless Steel 290	35 - 48mm	150kg
Stainless Steel 301	43 - 57mm	270kg

## Product Specification

Component	Description	SS 280	SS 290	SS 301
Track	Grade 316L(A4) stainless steel track available in 2000 and 3000mm lengths	280/****SS	290/****SS	301/****SS
Hangers	Hanger for wooden doors	284N/SS (50kg) or 284/SS (100kg)	-	-
	Hanger for metal doors	285N/SS (50kg) or 285/SS (100kg)	56/290SS	56/301SS
	Hanger for apron plate fixing	-	53/290SS	53/301SS
	Hanger for top plate fixing	-	57/290SS	57/301SS
Brackets Recommend- ed spacing is 600mm in case of maximum load 500mm.	Face fixed bracket	281SS	1/290SS	1/301SS
	Face fixed jointing bracket	-	1X/290SS	1X/301SS
	Soffit fixed bracket	-	3/290SS	3/301SS
	Soffit fixed jointing bracket	-	3X/290SS	3X/301SS
	'In line' soffit fixed bracket	-	4/290SS	4/301SS
	'In line' soffit fixed jointing bracket	-	4X/290SS	4X/301SS
	'Bolt on' soffit fixed bracket	4R/280SS	4R/290SS	4R/301SS
	'Bolt on' soffit fixed jointing bracket	4RX/280SS	4RX/290SS	4RX/301SS
Channel	Stainless steel channel in 2000 or 3000mm lengths	89/****SS	89/****SS	89/****SS
Guides	Single door floor guide	89/2N/SS	89/2N/SS	89/2N/SS
	Wall mounted guide for single door	31S/SS	31S/SS	31S/SS
Stops	Single buffer wall mounted door stop	109/SS	109/SS	109/SS
	Track stop	287SS	HH3/290/SS	HH3/301/SS



Hardware

Track



280



290




301

Hangers



284N



284



285N



285




56

Hangers



53



57

Brackets



281



1



1X



3



3X



4


Brackets



4X



4R



4RX

Channel



89

Guides



89/2N



31S

Stops



109



287



HH3

Accessories



Flush Pull  
(400SS)  
Stainless Steel

View our full range of accessories on page 136